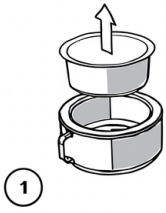


# WEEKLY CLEAN

*Cinderella Freedom Toilets*

\* Recommend every week or when emptying your ash containers \*



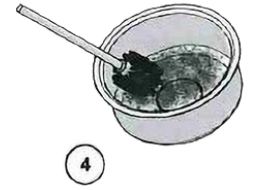
Empty the contents of the ash tray into the household waste.



Fill the ash tray with boiling water.



Leave to soak for 15-30 minutes. Add some dishwash liquid and cover the bowl to keep the heat in.



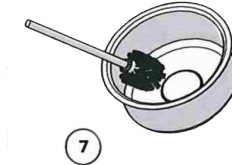
Residues of salt and lime will normally dissolve. Use a scrub brush to wash away any remaining residue



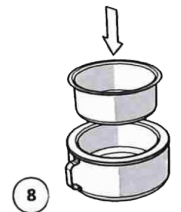
Dispose of contents.



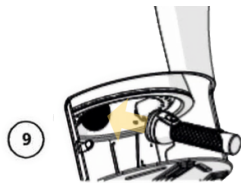
Rinse with hot water. Repeat steps 2-5 if residue still remaining.



Metal objects should NOT be used to remove residues in the ash tray.



Insert the ash tray in the ash container.



With the ash container removed from the toilet, inspect the catalytic converter. Use a Torch or phone light. The Catalytic converter sits in the back of the toilet.




Use a vacuum cleaner to vacuum out any debris stuck in the catalytic converter. A clogged catalytic converter will impact the functioning of the toilet.




Pour approximately 1 L of clean water into the toilet insert.



Insert the ash container carefully without spilling any water, and attach the front cover.



Press "Start" to begin an incineration cycle. This system cleaning will normally take 60-80 minutes.



Once finished you are all ready to use as normal.